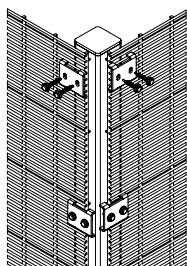
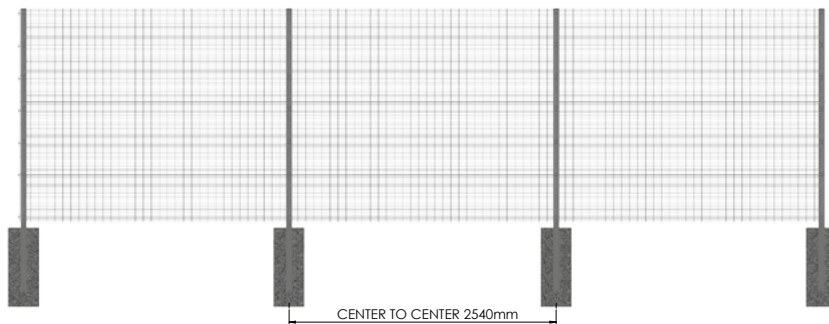


# VM II SECUFENCE DUO

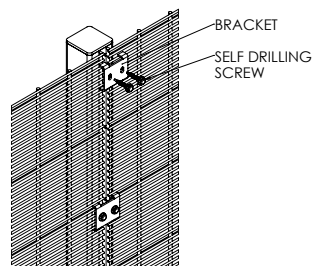
## SECUFENCE DUO VM II

The SECUFENCE DUO panel is the most economical 2D anti-climb fence panel in the VM program. The small mesh patterns of 76.2x12.7mm and an extra 4mm horizontal double wire every 152.4mm on the inside, guarantees a very rigid and strong security anti climb and anti-cut panel.

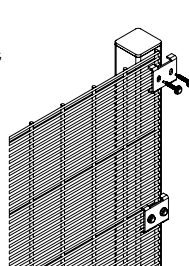
The fence system VM II is a very easy assembly and exceptional security solution. The special clamp system in combination with 2 self-drilling (security) screws is a good and cost effective solution for installation.



DETAIL ASSEMBLY  
CORNER POST



DETAIL ASSEMBLY  
INTERMEDIATE POST



DETAIL ASSEMBLY  
END/START POST

Height	Posts	Length	C to C	BRACKETS
2000	60x60x2	2600	2540	6
2400	60x60x2	3000	2540	8
3000	80x60x3	3800	2540	10
3600	80x60x3	4400	2540	12
4000	120x60x3	5000	2540	13
4700	on request	-	2540	16
5000	on request	-	2540	17
6000	on request	-	2540	20

\* all sizes are in millimeters

## SECURITY LEVEL 8



## APPLICATIONS

- Schools
- Public places
- Heavy industry
- Prisons
- Infrastructure

